

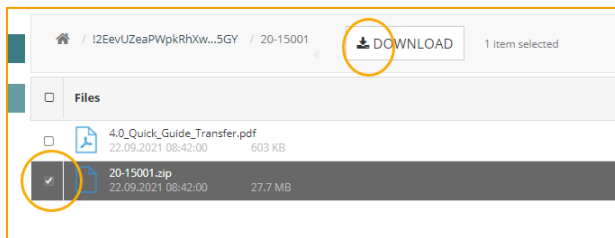
# Quick Guide: Search Report

## Delivery

You will receive the report as an attachment via email or as download-link from our exchange-platform "DEP".

## Extraction

Download the file, then extract and save the report to your system without changing the hierarchy.

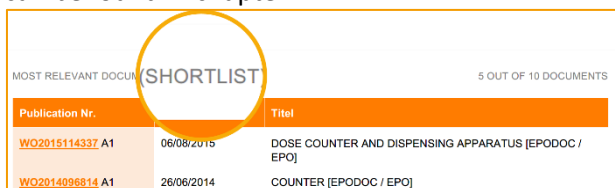


## Viewing the Report


The file content includes at least the report and the folder "Images" and, if applicable, the folder "Attachments". Other documents may be included if requested.

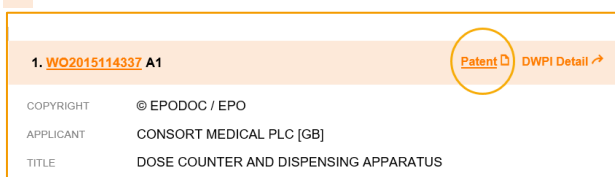
## Shortlist

Chapter 1 of the report contains documents that have been considered particularly interesting by the search expert. A comprehensive list of results can be found in chapter 2.




## Attachments

Attachments like patent documents or machine translation thereof are linked through the symbol 



## Internal links

Scrolling through the report is made easy. Just click on the internal link to get more information related to this point; and back again.



Note:

Internal links are not underlined: [back](#)  [page 9](#) 

External links are underlined: [WO2015114337 A1](#)

Each citation includes a link to the [escp@cenet](mailto:escp@cenet).

## Drawings

Zoom in: Enlarge pictures by simply clicking on the icon.

