

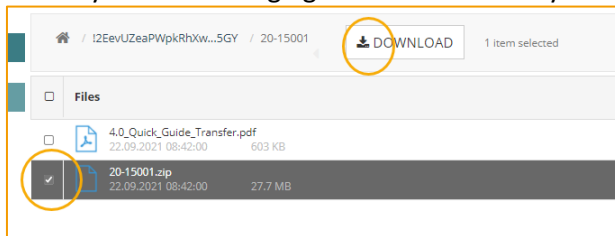
# Quick Guide: Search Report

## Delivery

You will receive the report as an attachment via email or as download-link from our exchange-platform “DEP”.

## Extraction

Download the zip file, extract its content and save it locally without changing the folder hierarchy.



## Viewing the Report


The content received includes at least the report and the folder “Images” and, if applicable, the folder “Attachments”. Other documents may be included if requested.



## Shortlist

Chapter 1 of the report usually contains documents considered particularly interesting by the search expert. A comprehensive list of results can be found in chapter 2. Documents of the shortlist are marked with a bold orange number in the results.

MOST RELEVANT DOCUMENTS (SHORTLIST) 5 OUT OF 10 DOCUMENTS		
Publication Nr.	Pub. Date	Titel
<b>WO2015114337 A1</b>	06/08/2015	DOSE COUNTER AND DISPENSING APPARATUS [EPODOC / EPO]
<b>WO2014096814 A1</b>	26/06/2014	COUNTER [EPODOC / EPO]

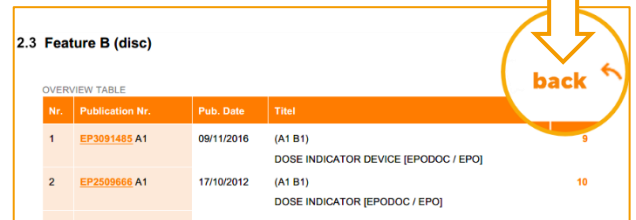
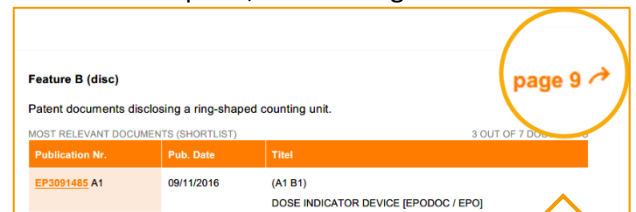
## Attachments

Attachments like patent documents or machine translation thereof are linked through the symbol  [LF1]

1. <b>WO2015114337 A1</b>  DWPI Detail 	
COPYRIGHT	© EPODOC / EPO
APPLICANT	CONSORT MEDICAL PLC [GB]
TITLE	DOSE COUNTER AND DISPENSING APPARATUS

## Internal links

Navigating through the report is made easy. Just click on the internal link to get more information related to this point; and back again.



Note:

Internal links are not underlined: [back](#)  [page 9](#) 

External links are underlined: [WO2015114337 A1](#)

Each citation includes a link to Espacenet.

## Drawings

Zoom in: Enlarge pictures by simply clicking the icon.

